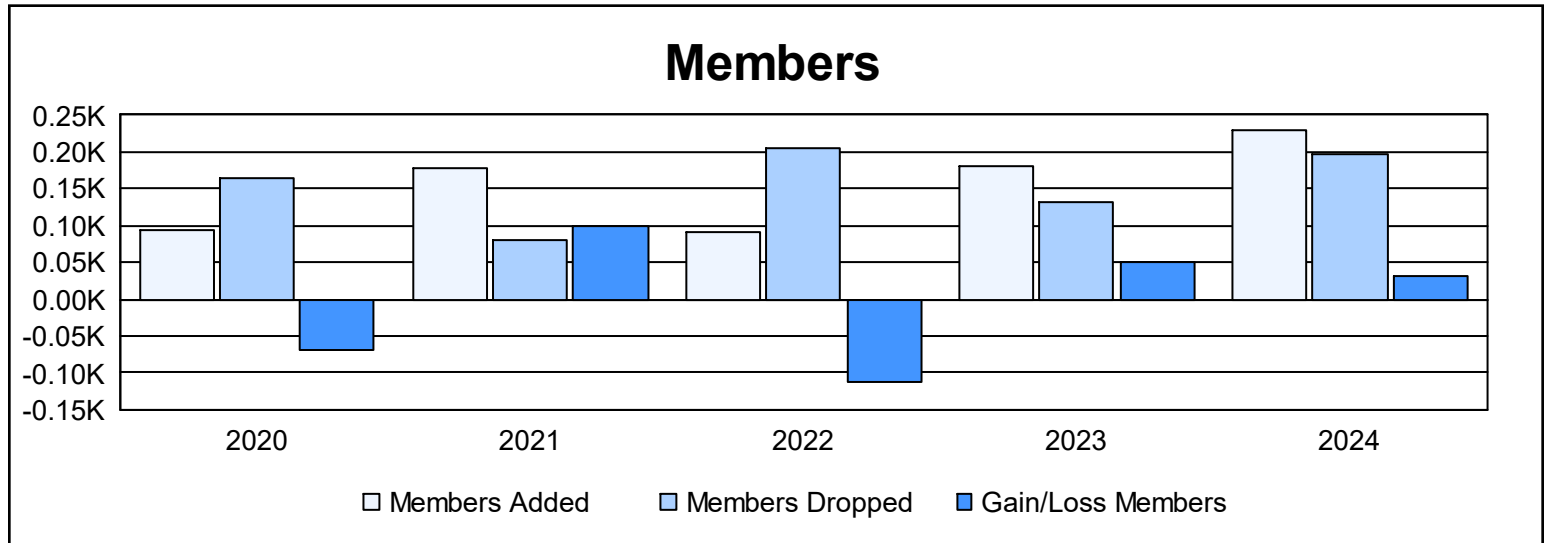
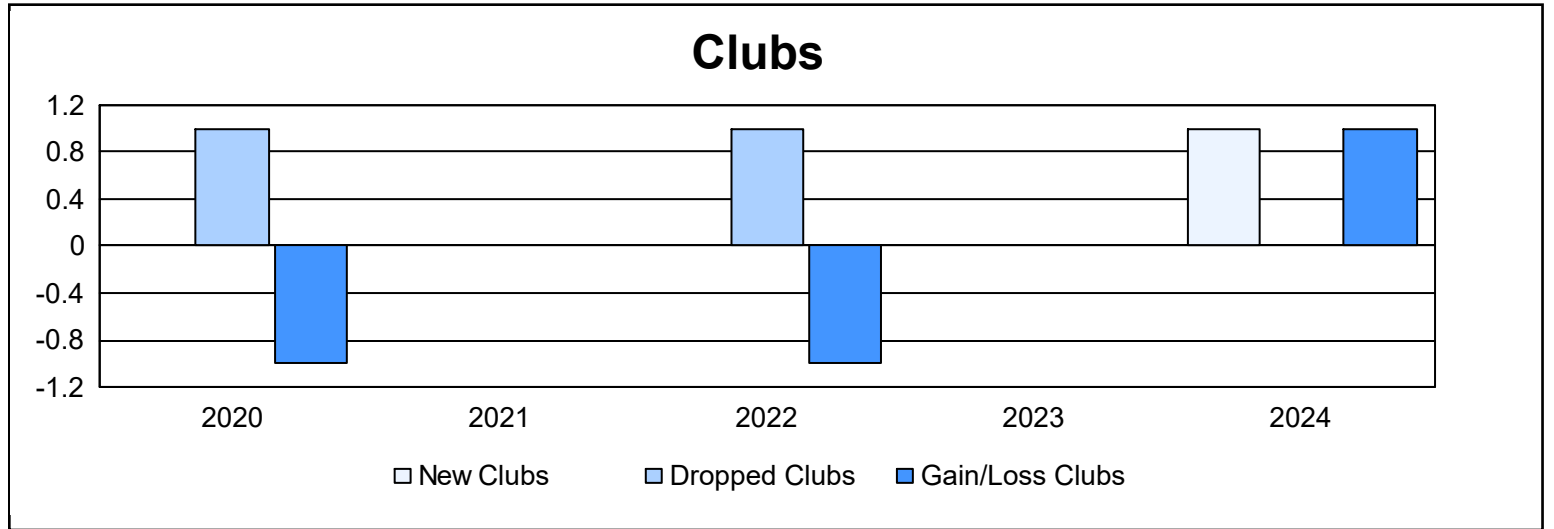
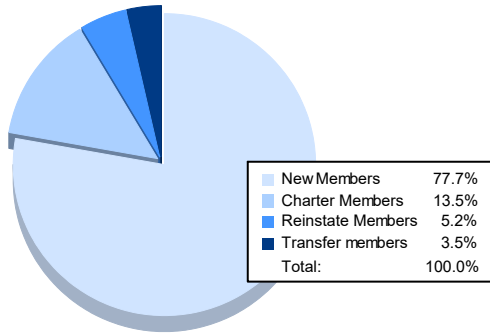


Year	New Clubs	Dropped Clubs	Gain/ Loss Clubs	New Members	Charter Members	Reinstate Members	Transfer Members	Total Member Added	Total Members Dropped	Gain/ Loss Members
2019-2020	0	1	-1	87	2	4	2	95	164	-69
2020-2021	0	0	0	175	0	2	1	178	79	99
2021-2022	0	1	-1	84	0	5	2	91	204	-113
2022-2023	0	0	0	155	3	22	1	181	131	50
2023-2024	1	0	1	178	31	12	8	229	198	31
<b>Average</b>	<b>0</b>	<b>0</b>	<b>0</b>	<b>136</b>	<b>7</b>	<b>9</b>	<b>3</b>	<b>155</b>	<b>155</b>	<b>0</b>



### Membership Composition June 2024 Cumulative



### Gender Composition June 2024 Cumulative

